



SMARTWAVE
FOR SMARTER BOATS



www.smartwaveboats.co.nz



Smooth, Safe, Stable, Dry...

That's the popular comment many happy customers make!

SmartWave Boats are the uniquely designed craft that we manufacture in New Zealand giving you all the features to make your boating experience a pleasure.

SmartWave Boats are world renowned for their ability to handle the tough and extreme conditions many seas, lakes and rivers contain.

The efficient hull design, the high quality finish and features are the success story SmartWave has proved for over 10 years.

The Material used in these hulls is the LMDPE (Linear Medium Density Polyethylene) which is UV stabilised, strong and durable. This makes these boats perfect for diving - tenders - hire - charter work - commercial fishing - recreation and many other challenging opportunities.

Ocean life has many yet unknown qualities and quantities that only the super quiet and stable ride of the SmartWave boat will give you the experience to discover these creations...

Happy Boating



SW2400

SMARTWAVE
FOR SMARTER BOATS

Looking for a tender, row boat something smaller for the kids, Dad & Mum then this is it!

There are many unique features this boat has that no other does.

Safety - exceptionally stable and secure, so fishing in the tight spots or just having fun this boat will surprise you.



Colours

White/Spec

Red

Light Blue

Yellow

Dark Blue

Orange

Green

Grey

Features

- 3 x Seating positions
- 2 x Rowing positions
- Central seat storage
- Rod holders
- Lure holder
- Life line
- Bow cleat

Specifications

Model	SW2400
Horse Power Rating	6
Length	2490 mm
Beam Exterior	1340 mm
Internal Height	370 mm
Dead rise	11°
Hull Weight	60 kgs
Hull Thickness	6 mm
Capacity	270 kgs

Accessories

- Dinghy Dolly Wheels
- Beach Trolley



SW3500



The SW3500 is the real success story of the SmartWave family.

Unique hull design allows for an early planning speed. The heavily reversed chines makes this boat unrivalled for stability and safety. With an excess of user friendly features you will be sure to catch more fish and have more fun with less effort.



Open Boat



Centre Console



Colours



Features

- 4 x Seating positions
- 1 x Rowing position
- 4 x Storage compartments
- Removable centre seat
- L/Shaft-S/Shaft options
- Anchor well & cleat
- Bow & sternrails
- Rod holders
- Drink holders
- Boarding steps
- Bow Roller
- Bow tow cleat

Specifications

Model	SW3500
Horse Power Rating	30
Length	3500 mm
Beam Exterior	1700 mm
Internal Height	420 mm
Dead rise	13°
Hull Weight	120 kgs
Hull Thickness	8-9 mm
Capacity	450 kgs

Models

- Open Boat
- Centre Console

Accessories

- Boarding Ladder
- Bimini Cover
- Smartwave Trailer



SW4800



This multipurpose designed boat allows you to use the hull and up spec to a Centre Console or Cuddy Cab with relative ease.

That means estuary, sheltered water, and off shore boating can be enjoyed with this size boat. With its generous internal size, friends and family can experience the quiet and soft ride while you navigate for that secret spot.



Open Boat



Centre Console



Cuddy Cab

Colours

White/Spec

Red

Light Blue

Yellow

Dark Blue

Orange

Green

Grey

Features

- 5 x Seating Positions
- Storage galore
- Infloor fuel tank provision
- Boarding platforms
- Stainless steel fairlead
- Anchor storage
- Tow eye cleat
- Bow & stern rails
- Split windscreen - easy access
- Nav lights
- Rod holders
- Drink holders

Specifications

Model	SW4800
Horse Power Rating	60
Length	4800 mm
Beam Exterior	2000 mm
Internal Height	580 mm
Dead rise	17°
Hull Weight	340 kgs
Hull Thickness	10-11 mm
Capacity	780 kgs

Models

- Open Boat
- Centre Console
- Cuddy Cab

Accessories

- Boarding Ladder
- Bait Board
- Bimini Cover
- Rocket Launcher
- 60ltr Fuel Tank
- Smartwave Trailer




SKIPPA

SKIPPA By SmartWave Boats

All your boating enjoyment with this user friendly dinghy.

With its light weight and superb stability this boat is great for the kids - yacht tender or those "get away from it situations".

Great to transport as a car topper and easy to store. You will love it!



Colours

- White/Spec
- Red
- Light Blue
- Yellow
- Dark Blue
- Orange
- Green
- Grey

Features

- 2 x Seating positions
- 2 x Rowing positions
- Basic flotation
- Rod holders
- Light weight
- Life line
- Bow cleat

Specifications

Model	SKIPPA
Horse Power Rating	4
Length	2500 mm
Beam Exterior	1420 mm
Internal Height	440 mm
Dead rise	11°
Hull Weight	49 kgs
Hull Thickness	6 mm
Capacity	250 kgs

Accessories

- Dinghy Dolly Wheels
- Beach Trolley
- Oar Kit



Testing


- A. Internal loading of 800kg results in over 540mm of freeboard
- B. Maximum loading of 1000kg results in 370mm of freeboard
- C. Internal loading of 500kg at starboard with list angle of 13°
- D. Fully swamped with internal loading of 300kg
- E. 10 metre drop test with internal loading of 300kg.
Result no structural damage
- F. Bow & stern rail test. Loading of 160kg per rail
- G. Hull cut in half - stern still floats
- H. Section profile showing Polyurethane foam

Smartwave Warranty


Smartwave Warranty




Smartwave 2400 Manual



Smartwave 3500 Manual



Smartwave 4800 Manual



Certification

All models of SmartWave Boats have undergone the stringent swamp and buoyancy testing to the CE certification standard for 'Positive Buoyancy' - Level Flotation with excellent success. This has allowed SmartWave Boats to be exported to many countries worldwide.

Also the survey swamp testing requirements in accordance with AS1799 have been successfully performed which makes SmartWave the perfect boats for Hire operations - Lifecraft and commercial operations.

Foaming... Yes all SmartWave twin skinned hulls have been injected with Polyurethane foam that makes SmartWave UNSINKABLE.

Exported Globally



Ph: (0011) 64 3 3135750 Freephone: 0800 668 534 www.smartwaveboats.co.nz